

SW1 Swivel 2U Patch Panel

An innovative 2U, 19" and 23" rack mountable swivel patch panel, designed to manage up to 96 fibres. It is compatible with LC, SC and FC adaptor types. This panel can swivel up to 90°, a feature which can be configured on both sides, to offer ease of access at both installation as well as a later reconfiguration. It features integrated cable management and side entries/exits to assure optimal patch cord routing and bend radius protection.

Applications

- Data centres
- High density applications
- Telecommunication networks
- Enterprise Networks
- Central Offices

Features

- 2U height
- 19" and 23" rack mountable
- Up to 96 fibres with LC duplex adaptors
- Comes with all necessary splice trays
- Robust metal construction
- Integrated advanced cable management
- Available with LC, SC or FC adaptors

Specifications

ELEMENT	VALUE
Depth (mm) A	290.1mm
Width (mm) B	435mm
Height (mm) C	88.2mm
Rack Units	2U
Adaptor Capacity	48 x LC Simplex, 48 x LC Duplex, 48 x SC Simplex, 24 x SC Duplex, 48 x FC simplex

Ordering Information

LC Simplex Configuration

DESCRIPTION	PART NUMBER
Datatronix SW1 Swivel Patch Panel 2U Loaded with 48 LC Simplex Multimode Beige Adaptors	PPSW1-00-21-48-2
Datatronix SW1 Swivel Patch Panel 2U Loaded with 48 LC Simplex Multimode OM3 Aqua Adaptors	PPSW1-00-31-48-2
Datatronix SW1 Swivel Patch Panel 2U Loaded with 48 LC Simplex Multimode OM4 Erika Violet Adaptors	PPSW1-00-41-48-2
Datatronix SW1 Swivel Patch Panel 2U Loaded with 48 LC Simplex Singlemode Blue Adaptors	PPSW1-00-91-48-2
Datatronix SW1 Swivel Patch Panel 2U Loaded with 48 LC Simplex Singlemode APC Green Adaptors	PPSW1-01-91-48-2

LC Duplex Configuration

DESCRIPTION	PART NUMBER
Datatronix SW1 Swivel Patch Panel 2U Loaded with 48 LC Duplex Multimode Beige Adaptors	PPSW1-00-22-48-2
Datatronix SW1 Swivel Patch Panel 2U Loaded with 48 LC Duplex Multimode OM3 Aqua Adaptors	PPSW1-00-32-48-2
Datatronix SW1 Swivel Patch Panel 2U Loaded with 48 LC Duplex Multimode OM4 Erika Violet Adaptors	PPSW1-00-42-48-2
Datatronix SW1 Swivel Patch Panel 2U Loaded with 48 LC Duplex Singlemode Blue Adaptors	PPSW1-00-92-48-2
Datatronix SW1 Swivel Patch Panel 2U Loaded with 48 LC Duplex Singlemode APC Green Adaptors	PPSW1-01-92-48-2

SC Simplex Configuration

DESCRIPTION	PART NUMBER
Datatronix SW1 Swivel Patch Panel 2U Loaded with 48 SC Simplex Multimode Beige Adaptors	PPSW1-02-21-48-2
Datatronix SW1 Swivel Patch Panel 2U Loaded with 48 SC Simplex Multimode OM3 Aqua Adaptors	PPSW1-02-31-48-2
Datatronix SW1 Swivel Patch Panel 2U Loaded with 48 SC Simplex Multimode OM4 Erika Violet Adaptors	PPSW1-02-41-48-2
Datatronix SW1 Swivel Patch Panel 2U Loaded with 48 SC Simplex Singlemode Blue Adaptors	PPSW1-02-91-48-2
Datatronix SW1 Swivel Patch Panel 2U Loaded with 48 SC Simplex Singlemode APC Green Adaptors	PPSW1-03-91-48-2

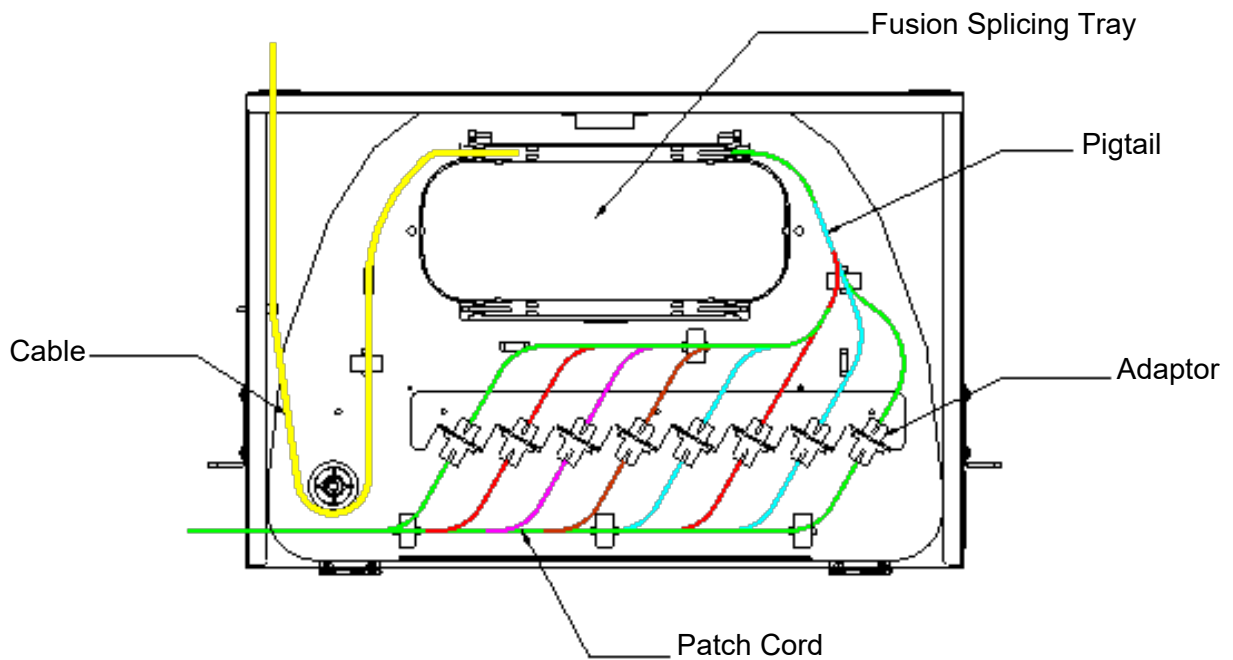


SC Duplex Configuration

DESCRIPTION	PART NUMBER
Datatronix SW1 Swivel Patch Panel 2U Loaded with 24 SC Duplex Multimode Beige Adaptors	PPSW1-02-22-34-2
Datatronix SW1 Swivel Patch Panel 2U Loaded with 24 SC Duplex Multimode OM3 Aqua Adaptors	PPSW1-02-32-24-2
Datatronix SW1 Swivel Patch Panel 2U Loaded with 24 SC Duplex Multimode OM4 Erika Violet Adaptors	PPSW1-02-42-24-2
Datatronix SW1 Swivel Patch Panel 2U Loaded with 24 SC Duplex Singlemode Blue Adaptors	PPSW1-02-92-24-2
Datatronix SW1 Swivel Patch Panel 2U Loaded with 24 SC Duplex Singlemode APC Green Adaptors	PPSW1-03-92-24-2

FC Configuration

DESCRIPTION	PART NUMBER
Datatronix SW1 Swivel Patch Panel 2U Loaded with 48 FC Simplex Multimode Adaptors	PPSW1-05-21-48-2
Datatronix SW1 Swivel Patch Panel 2U Loaded with 48 FC Simplex Singlemode Adaptors	PPSW1-05-91-48-2
Datatronix SW1 Swivel Patch Panel 2U Loaded with 48 FC Simplex Singlemode APC Adaptors	PPSW1-06-91-48-2

Technical Drawing



Additional Images

