

SW1 Swivel 3U Patch Panel

An innovative 3U, 19" and 23" rack mountable swivel patch panel, designed to manage up to 144 fibres. It is compatible with LC, SC and FC adaptor types. This panel can swivel up to 90°, a feature which can be configured on both sides, to offer ease of access at both installation as well as a later reconfiguration. It features integrated cable management and side entries/exits to assure optimal patch cord routing and bend radius protection.

Applications

- Data centres
- High density applications
- Telecommunication networks
- Enterprise Networks
- Central Offices

Features

- 3U height
- 19" and 23" rack mountable
- Up to 144 fibres with LC duplex adaptors
- Comes with all necessary splice trays
- Robust metal construction
- Integrated advanced cable management
- Available with LC, SC or FC adaptors

Specifications

ELEMENT	VALUE
Depth (mm) A	290.1mm
Width (mm) B	435mm
Height (mm) C	133.1mm
Rack Units	3U
Capacity	72 x LC Simplex, 72 x LC Duplex, 72 x SC Simplex, 36 x SC Duplex, 72 x FC simplex

Ordering Information

LC Simplex Configuration

DESCRIPTION	PART NUMBER
Datatronix SW1 Swivel Patch Panel 3U Loaded with 72 LC Simplex Multimode Beige Adaptors	PPSW1-00-21-72-3
Datatronix SW1 Swivel Patch Panel 3U Loaded with 28 LC Simplex Multimode OM3 Aqua Adaptors	PPSW1-00-31-72-3
Datatronix SW1 Swivel Patch Panel 3U Loaded with 72 LC Simplex Multimode OM4 Erika Violet Adaptors	PPSW1-00-41-72-3
Datatronix SW1 Swivel Patch Panel 3U Loaded with 72 LC Simplex Singlemode Blue Adaptors	PPSW1-00-91-72-3
Datatronix SW1 Swivel Patch Panel 3U Loaded with 72 LC Simplex Singlemode APC Green Adaptors	PPSW1-01-91-72-3

LC Duplex Configuration

DESCRIPTION	PART NUMBER
Datatronix SW1 Swivel Patch Panel 3U Loaded with 72 LC Duplex Multimode Beige Adaptors	PPSW1-00-22-72-3
Datatronix SW1 Swivel Patch Panel 3U Loaded with 72 LC Duplex Multimode OM3 Aqua Adaptors	PPSW1-00-32-72-3
Datatronix SW1 Swivel Patch Panel 3U Loaded with 72 LC Duplex Multimode OM4 Erika Violet Adaptors	PPSW1-00-42-72-3
Datatronix SW1 Swivel Patch Panel 3U Loaded with 72 LC Duplex Singlemode Blue Adaptors	PPSW1-00-92-72-3
Datatronix SW1 Swivel Patch Panel 3U Loaded with 72 LC Duplex Singlemode APC Green Adaptors	PPSW1-01-92-72-3

SC Simplex Configuration

DESCRIPTION	PART NUMBER
Datatronix SW1 Swivel Patch Panel 3U Loaded with 72 SC Simplex Multimode Beige Adaptors	PPSW1-02-21-72-3
Datatronix SW1 Swivel Patch Panel 3U Loaded with 72 SC Simplex Multimode OM3 Aqua Adaptors	PPSW1-02-31-72-3
Datatronix SW1 Swivel Patch Panel 3U Loaded with 72 SC Simplex Multimode OM4 Erika Violet Adaptors	PPSW1-02-41-72-3
Datatronix SW1 Swivel Patch Panel 3U Loaded with 72 SC Simplex Singlemode Blue Adaptors	PPSW1-02-91-72-3
Datatronix SW1 Swivel Patch Panel 3U Loaded with 72 SC Simplex Singlemode APC Green Adaptors	PPSW1-03-91-72-3

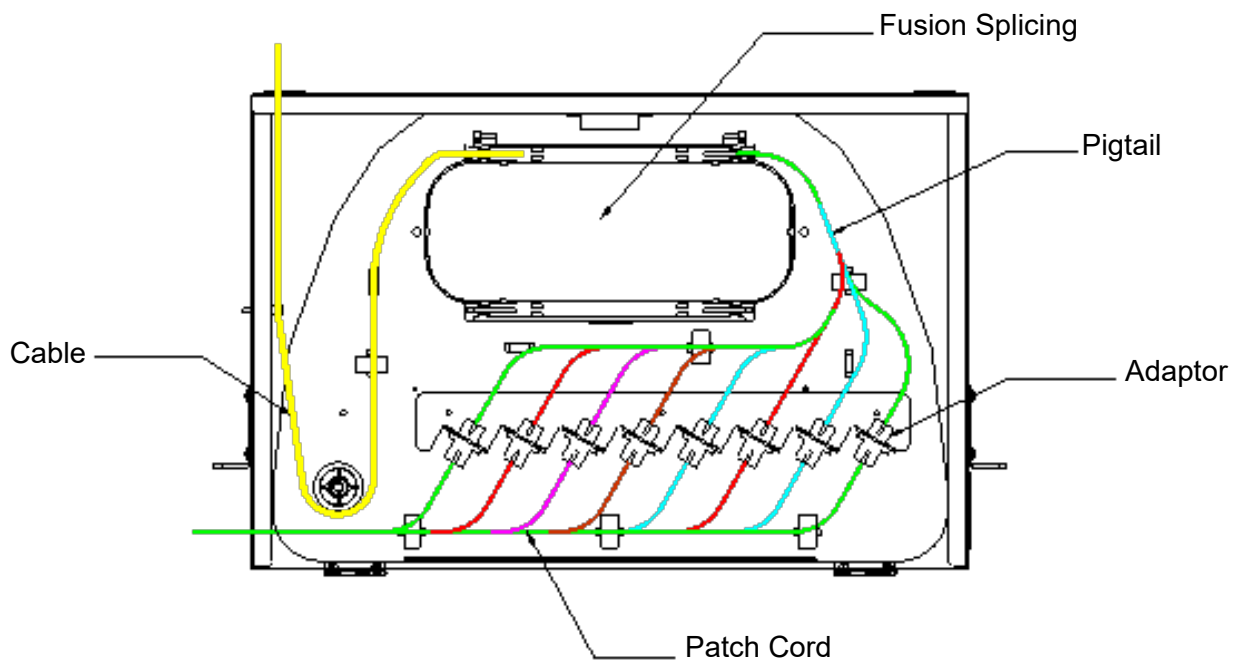


SC Duplex Configuration

DESCRIPTION	PART NUMBER
Datatronix SW1 Swivel Patch Panel 3U Loaded with 36 SC Duplex Multimode Beige Adaptors	PPSW1-02-22-36-3
Datatronix SW1 Swivel Patch Panel 3U Loaded with 36 SC Duplex Multimode OM3 Aqua Adaptors	PPSW1-02-32-36-3
Datatronix SW1 Swivel Patch Panel 3U Loaded with 36 SC Duplex Multimode OM4 Erika Violet Adaptors	PPSW1-02-42-36-3
Datatronix SW1 Swivel Patch Panel 3U Loaded with 36 SC Duplex Singlemode Blue Adaptors	PPSW1-02-92-36-3
Datatronix SW1 Swivel Patch Panel 3U Loaded with 36 SC Duplex Singlemode APC Green Adaptors	PPSW1-03-92-36-3

FC Configuration

DESCRIPTION	PART NUMBER
Datatronix SW1 Swivel Patch Panel 3U Loaded with 72 FC Simplex Multimode Adaptors	PPSW1-05-21-72-3
Datatronix SW1 Swivel Patch Panel 3U Loaded with 72 FC Simplex Singlemode Adaptors	PPSW1-05-91-72-3
Datatronix SW1 Swivel Patch Panel 3U Loaded with 72 FC Simplex Singlemode APC Adaptors	PPSW1-06-91-72-3

Technical Drawing



Additional Images

