

# Development History & Related Standards – MPO/MTP<sup>®</sup>

White paper

## Introduction

Nowadays fibre optic connector comes in several varieties. However, choosing an optical connector was proved to be extremely difficult in the earlier fibre cabling constructions.

After several years of rapid development, plastic rectangular ferrule from the original MT-RJ slowly evolved into a multi-core MPO connector. Used by all the leading high density fibre manufacturers, the MTP<sup>®</sup> Connector is at the heart of the Complete Connect solution.

MPO connectors are used around the world today to support not only multiple-dwelling unit (MDU) applications but also those in the core network, including central offices, switching centers, data centers, radio network controllers, base station controllers and cell sites.

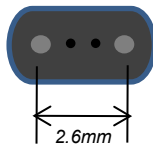
This white paper explores the development history of MPO/MTP connector and their related standards.

## Development History

After several years of rapid development, plastic rectangular ferrule from the original MT-RJ slowly evolved into a multi-core MPO connector.

- i. IEC61754-18-2001 - MT-RJ appears

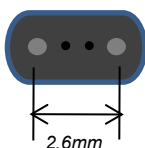
Ferrule	Core	Fibre Space	Hole Space
4.4*2.5	1, 2, 4	0.25, 0.75	2.6



- 1st time to achieve multi-core connection
- 1<sup>st</sup> appearance of plastic rectangular ferrule

- ii. IEC61754-10-2005 - MINI-MPO appears


Ferrule	Core	Fibre Space	Hole Space
4.4*2.5	2	0.25, 0.75	2.6
4.4*2.5	4	0.25	2.6



The so called MINI-MPO is MT-RJ.

- iii. IEC61754-5-2005 - MT appears

Ferrule	Core	Fibre Space	Hole Space
6.4*2.5	2, 4, 8, 10, 12	0.25	4.6



Use 6.4\*2.5 of the ferrule, no kits, adaptor is simple, while the concept of 2,4,8,10,12 core

- iv. IEC61754-7-2008 - MPO connector, adaptor appears


Ferrule	Core	Fibre Space	Hole Space
6.4*2.5	2, 4, 8, 10, 12	0.25	4.6
6.4*2.5	16, 20, 24 dual-line	0.25*0.5	4.6



MT ferrule with kits, 1<sup>st</sup> proposed dual-line expansion to the concept of 24core

- v. IEC61754-25-2009 -  
RAO connector appears


Ferrule	Core	Fibre Space	Hole Space
6.4*2.5	2, 4, 8, 10, 12	0.25	4.6



Using a 6.4\*2.5 ferrule, a collection of four MT ferrule, theoretically 12\*4=48f, 24\*4=96f, 48\*4=192f

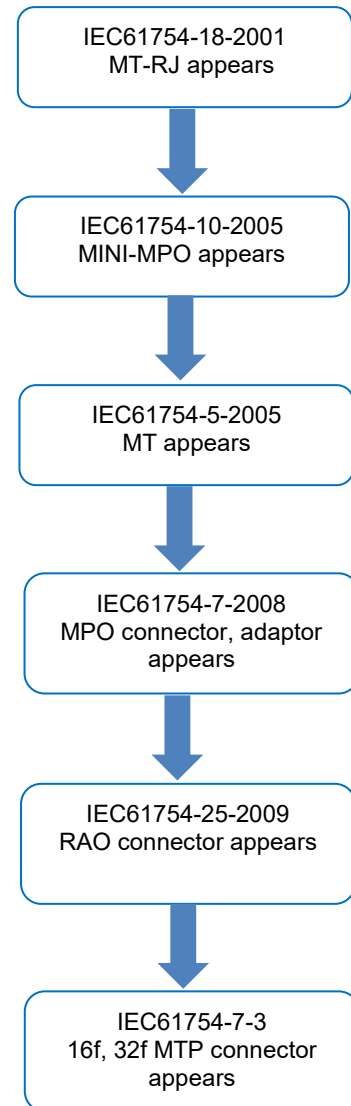
- vi. IEC61754-7-3 -  
16f, 32f MTP connector appears

Ferrule	Core	Fibre Space	Hole Space
6.4*2.5	16, 32	0.25	5.3



Using a 6.4\*2.5 ferrule, bit space distance is 5.3mm, supporting a slight change of the kits structure

## History Flow



---

## Related Standards

The MPO connector family is defined by two different standards. Internationally the MPO is defined by IEC-61754-7. In the USA, the MPO is defined by TIA-604-5 (FOCIS 5). Below are the related standards:

- IEC61754-18-2001  
MT-RJ optical connector interface series
- IEC61754-10-2005  
MINI-MPO Optical connector interface series
- IEC61754-5-2005  
MT Optical connector interface series
- IEC61754-7-2008  
MPO Optical connector interface series
- BS EN61754-25-2009  
RAO Optical connector interface series
- BS EN61755-3-32  
Single-mode APC-type MT ferrule (grading)
- GR1435-2008  
Common standard for multi - core connectors
- TIA568-C.3-2008  
Optical device requirements

## Conclusion

The MTP multi-fibre connector is US Conec's trademarked name for their MPO connector. It is fully compliant with both FOCIS 5 and IEC-61754-7; therefore, it is an MPO connector. The MTP connector design is distinctly different than the MPO. The MTP connector is a high performance MPO. The MTP/MPO is a connector manufactured specifically for a multifibre ribbon cable.

Notice: This white paper is for informational purposes only and is subject to change without notice. Datatronix makes no guarantees, either expressed or implied, concerning the accuracy, completeness or reliability of the information found in this document. Datatronix reserves the right to make changes to this document at any time, without notice, and assumes no responsibility for its use. This information document describes features that may not be currently available.

Visit our website or contact the sales team for more information on features and product availability.

[www.datatronix.com](http://www.datatronix.com) - [sales@datatronix.com](mailto:sales@datatronix.com)

*This white paper has been produced by Khusbu Solanki, on behalf of Datatronix*